


Adding Ribbon to Bow-tie Candle Wraps


by Sherry Titzer (<http://www.atimetostitch.com>)




1 – Thread 18" length of ¼" ribbon through left buttonhole to inside of wrap and then across and back through right buttonhole to the outside.



2 – Now, thread ribbon back through the left buttonhole to the inside.



3 – Now thread ribbon across and back out of right buttonhole to the outside again.



4 – Ribbon has formed a loop by threading it through buttonholes twice.



Pull on ribbon keeping tails even until the candle wrap is snug against the candle jar.



The extra ribbon loop will keep wrap snug against the jar so you can tie ribbon in a pretty bow!